







Social and Mental Health Licking County

	2002		3 Year Avg.		State 3 Year Avg.	HP2010	
	#	Rate	Rate	Ranking*	Rate	Goal	Met?
Assault(homicide) deaths ²	4	2.8	3.7		4.5	3	
Intentional self-harm(suicide) deaths ²	14	9.4	10.1		10.4	5	

 Least preferred level

 Average level

 Preferred level

 HP2010 goal met

¹ Age-adjusted death rate per 100,000 18 years of age and over population.

² Age-adjusted death rate per 100,000 population.

³ Age-adjusted death rate per 100,000 female population.

*Rank based on distribution of Ohio county data.

Last updated September 24, 2004