








1. Your community is one where business, government, education, and religious leaders work together to address critical community problems.






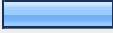

2. Your community is one that actively promotes positive relations among people from all races, genders, ages, and cultures.








3. Your community is one that actively supports and strengthens connections between families, neighborhoods, and the whole community.

	Response Percent	Response Count
Strongly Agree 	22.4%	15
Somewhat Agree 	50.7%	34
Somewhat Disagree 	22.4%	15
Strongly Disagree 	1.5%	1
No Opinion/Don't Know 	3.0%	2
<i>answered question</i>		67
<i>skipped question</i>		2

4. Your community is one in which there is a great deal of mutual respect among leaders from all sectors of the community.

	Response Percent	Response Count
Strongly Agree 	11.8%	8
Somewhat Agree 	38.2%	26
Somewhat Disagree 	30.9%	21
Strongly Disagree 	16.2%	11
No Opinion/Don't Know 	2.9%	2
<i>answered question</i>		68
<i>skipped question</i>		1

5. Your community is one where leaders from all sectors share common goals and uphold a common vision for the community.

	Response Percent	Response Count
Strongly Agree 	8.8%	6
Somewhat Agree 	41.2%	28
Somewhat Disagree 	29.4%	20
Strongly Disagree 	14.7%	10
No Opinion/Don't Know 	5.9%	4
answered question		68
skipped question		1

6. Rate these items based on your opinions

	Not an Issue	Minor Issue	Moderate Issue	Major Issue	No Opinion/Don't Know	Response Count
Unemployment	0.0% (0)	3.0% (2)	12.1% (8)	84.8% (56)	0.0% (0)	66
Underemployment	1.6% (1)	10.9% (7)	35.9% (23)	48.4% (31)	3.1% (2)	64
Poverty	0.0% (0)	4.5% (3)	37.3% (25)	58.2% (39)	0.0% (0)	67
Lack of Jobs	0.0% (0)	4.5% (3)	27.3% (18)	68.2% (45)	0.0% (0)	66
Lack of Unskilled Workforce	26.9% (18)	17.9% (12)	31.3% (21)	14.9% (10)	9.0% (6)	67
Lack of Semi-Skilled Workforce	16.4% (11)	22.4% (15)	37.3% (25)	14.9% (10)	9.0% (6)	67
Lack of White Collar Positions	6.0% (4)	11.9% (8)	32.8% (22)	35.8% (24)	13.4% (9)	67
answered question						67
skipped question						2

7. Rate these items based on your opinions

	Not an Issue	Minor Issue	Moderate Issue	Major Issue	No Opinion/Don't Know	Response Count
Illiteracy	7.5% (5)	14.9% (10)	38.8% (26)	31.3% (21)	7.5% (5)	67
Unsafe School Environments	11.9% (8)	17.9% (12)	38.8% (26)	23.9% (16)	7.5% (5)	67
Overcrowded Classrooms	9.0% (6)	19.4% (13)	29.9% (20)	32.8% (22)	9.0% (6)	67
<i>answered question</i>						67
<i>skipped question</i>						2

8. Rate these items based on your opinions

	Not an Issue	Minor Issue	Moderate Issue	Major Issue	No Opinion/Don't Know	Response Count
Water Pollution	11.9% (8)	34.3% (23)	32.8% (22)	10.4% (7)	10.4% (7)	67
Air Pollution	9.0% (6)	32.8% (22)	40.3% (27)	9.0% (6)	9.0% (6)	67
Bed Bugs	10.4% (7)	37.3% (25)	23.9% (16)	13.4% (9)	14.9% (10)	67
Radon	7.5% (5)	28.4% (19)	29.9% (20)	20.9% (14)	13.4% (9)	67
Food Safety	13.4% (9)	41.8% (28)	22.4% (15)	10.4% (7)	11.9% (8)	67
West Nile Virus	19.4% (13)	31.3% (21)	29.9% (20)	4.5% (3)	14.9% (10)	67
Trash	10.6% (7)	36.4% (24)	34.8% (23)	7.6% (5)	10.6% (7)	66
<i>answered question</i>						67
<i>skipped question</i>						2

9. Rate these items based on your opinions

	Not an Issue	Minor Issue	Moderate Issue	Major Issue	No Opinion/Don't Know	Response Count
Alcohol Abuse	3.0% (2)	9.0% (6)	34.3% (23)	49.3% (33)	4.5% (3)	67
Drug Abuse	0.0% (0)	9.0% (6)	23.9% (16)	64.2% (43)	3.0% (2)	67
Mental Illness	3.0% (2)	10.4% (7)	35.8% (24)	44.8% (30)	6.0% (4)	67
Obesity	3.0% (2)	3.0% (2)	16.4% (11)	76.1% (51)	1.5% (1)	67
HIV/AIDS	4.5% (3)	44.8% (30)	31.3% (21)	6.0% (4)	13.4% (9)	67
Diabetes	3.0% (2)	7.5% (5)	31.3% (21)	53.7% (36)	4.5% (3)	67
Tobacco Usage	6.0% (4)	4.5% (3)	31.3% (21)	53.7% (36)	4.5% (3)	67
Teen Pregnancy	0.0% (0)	20.9% (14)	29.9% (20)	41.8% (28)	7.5% (5)	67
Not Enough Doctors	16.4% (11)	23.9% (16)	34.3% (23)	13.4% (9)	11.9% (8)	67
Not Enough Urgent Care Centers	19.4% (13)	28.4% (19)	28.4% (19)	13.4% (9)	10.4% (7)	67
<i>answered question</i>						67
<i>skipped question</i>						2

10. Rate these items based on your opinions

	Not an Issue	Minor Issue	Moderate Issue	Major Issue	No Opinion/Don't Know	Response Count
Affordable Medical Care	3.0% (2)	9.1% (6)	33.3% (22)	53.0% (35)	1.5% (1)	66
Affordable Health Insurance	3.0% (2)	3.0% (2)	16.7% (11)	75.8% (50)	1.5% (1)	66
Affordable Dental Care	6.1% (4)	3.0% (2)	25.8% (17)	63.6% (42)	1.5% (1)	66
Affordable Vision Care	4.5% (3)	18.2% (12)	27.3% (18)	45.5% (30)	4.5% (3)	66
Free or Low Cost Birth Control	12.1% (8)	30.3% (20)	25.8% (17)	15.2% (10)	16.7% (11)	66
Free or Low Cost Vaccinations	18.2% (12)	28.8% (19)	31.8% (21)	12.1% (8)	9.1% (6)	66
Free STD Testing and Treatment	22.7% (15)	33.3% (22)	24.2% (16)	9.1% (6)	10.6% (7)	66
Free Mammograms and Pap Tests	7.6% (5)	31.8% (21)	33.3% (22)	13.6% (9)	13.6% (9)	66
					<i>answered question</i>	66
					<i>skipped question</i>	3

11. Rate these items based on your opinions

	Not an Issue	Minor Issue	Moderate Issue	Major Issue	No Opinion/Don't Know	Response Count
Shortage of Affordable Housing	4.5% (3)	25.8% (17)	31.8% (21)	31.8% (21)	6.1% (4)	66
Substandard/Unsafe Housing	4.5% (3)	18.2% (12)	39.4% (26)	30.3% (20)	7.6% (5)	66
Overcrowded Housing	9.2% (6)	35.4% (23)	30.8% (20)	15.4% (10)	9.2% (6)	65
Homelessness	3.0% (2)	28.8% (19)	34.8% (23)	22.7% (15)	10.6% (7)	66
					<i>answered question</i>	66
					<i>skipped question</i>	3



12. Rate these items based on your opinions

	Not an Issue	Minor Issue	Moderate Issue	Major Issue	No Opinion/Don't Know	Response Count
Racial or Ethnic Discrimination	10.6% (7)	34.8% (23)	31.8% (21)	18.2% (12)	4.5% (3)	66
Spousal Abuse	3.0% (2)	18.2% (12)	43.9% (29)	27.3% (18)	7.6% (5)	66
Child Abuse	3.0% (2)	13.6% (9)	40.9% (27)	37.9% (25)	4.5% (3)	66
Lack of Affordable Child Care	4.5% (3)	18.2% (12)	31.8% (21)	37.9% (25)	7.6% (5)	66
Lack of Elderly Care Resources	7.6% (5)	27.3% (18)	27.3% (18)	31.8% (21)	6.1% (4)	66
Lack of Public Parks	34.8% (23)	30.3% (20)	21.2% (14)	12.1% (8)	1.5% (1)	66
					<i>answered question</i>	66
					<i>skipped question</i>	3





13. Rate these items based on your opinions

	Not an Issue	Minor Issue	Moderate Issue	Major Issue	No Opinion/Don't Know	Response Count
Inadequate or Unaffordable Public Transportation	4.5% (3)	15.2% (10)	36.4% (24)	43.9% (29)	0.0% (0)	66
Poor Road Conditions	9.1% (6)	34.8% (23)	33.3% (22)	22.7% (15)	0.0% (0)	66
Poor Traffic Conditions	9.1% (6)	30.3% (20)	25.8% (17)	34.8% (23)	0.0% (0)	66
Lack of Sidewalks	3.1% (2)	30.8% (20)	41.5% (27)	24.6% (16)	0.0% (0)	65
Lack of Bike Trails	42.4% (28)	33.3% (22)	12.1% (8)	10.6% (7)	1.5% (1)	66
					<i>answered question</i>	66
					<i>skipped question</i>	3



14. What is your gender?

	Response Percent	Response Count
Male 	29.2%	19
Female 	70.8%	46
<i>answered question</i>		65
<i>skipped question</i>		4











15. What is your age?

	Response Percent	Response Count
Under 18	0.0%	0
18-24 	1.5%	1
25-49 	43.3%	29
50-64 	43.3%	29
65 or Older 	11.9%	8
<i>answered question</i>		67
<i>skipped question</i>		2

16. Please indicate what you consider your primary racial or ethnic group

	Response Percent	Response Count
American Indian	0.0%	0
Asian or Pacific Islander	0.0%	0
Black 	1.5%	1
Hispanic	0.0%	0
White 	98.5%	66
Other (please specify)	0.0%	0
<i>answered question</i>		67
<i>skipped question</i>		2

17. Which of the following describes your primary occupation?

	Response Percent	Response Count
Executive, Administrative, or Managerial 	34.3%	23
Professional 	25.4%	17
Technical 	7.5%	5
Sales 	1.5%	1
Clerical or Secretarial 	7.5%	5
Service 	4.5%	3
Industrial	0.0%	0
Agricultural	0.0%	0
Retired 	7.5%	5
Homemaker 	3.0%	2
Unemployed 	1.5%	1
Other (please specify) 	7.5%	5
answered question		67
skipped question		2

18. What is your zip code?

	Response Count
	67
answered question	67
skipped question	2

19. Please provide any additional comments or thoughts you may have.

	Response Count
	15
<i>answered question</i>	15
<i>skipped question</i>	54